



Welcome





# Reading at Ewanrigg Junior School

---



-Reading is a priority at our school

-We want all children to be confident readers in order to access the wider curriculum and to have a life long skill.

Stage 1- decoding

Stage 2- fluency

Stage 3- comprehending and understanding

Ultimately, we want children to love reading.




# What is Little Wandle?

---


- Little Wandle is a Systematic synthetic phonics programme validated by the Department For Education.
- It works on the skill of decoding- sounding out and blending to read words
- Children learn Grapheme phoneme correspondence.  
E.g. This is an R but it makes the ur sound NOT ruh
- They learn new sounds each week then practise reading these in their books.



# Why is your child being taught to read using this programme?



- Find reading difficult or have a specific Literacy need
- Have not caught up since the impact of the Covid pandemic
- Slower learner
- Passed the Year 1 phonics test but still need further help
- Your child is part of a rapid programme to catch them up as this will help them to access the wider curriculum more easily



# How is it taught in school?

---

The provision provided for your child:

-2 sessions per day- without fail

-small groups and sometimes 1:1

-targeted for their ability

-2 lessons to teach new sounds, 1 lesson to review, 2 lessons on reading practice. This includes decoding, prosody and comprehension. Plus extra keep up lessons on anything that they found difficult.

[Blending video](#)



# Reading at home.

---

We need your help. Please read regularly with your child.

This may be listening to your child read their Little Wandle book or reading a book to your child.

[Reading at home video](#)



# Reading at home

---


Some children will bring home reading books, some will have an ebook assigned to them and some will have a mixture of both.






[Collins ebooks](#)

Further video on Dojo to help you log in.









# Supporting documents to help you.



Phase 2 grapheme information sheet		Autumn 1	
Grapheme and mnemonic	Picture card	Pronunciation phrase	Formation phrase
s s		Show your teeth and let the s less out sssss sssss	Down the snake from head to tail.
a a		Open your mouth wide and make the a sound at the back of your mouth a a a	Around the astronaut's helmet and down into space.
t t		Open your lips, put the tip of your tongue behind your teeth and press t t t	Down the tiger and across its neck.
p p		Bring your lips together, push them open and say p p p	Down the penguin's back, up and around its head.
i i		Put your lips back and make the i sound at the back of your mouth i i i	Down the iguana and dot the leaf.
n n		Open your lips a bit, put your tongue behind your teeth and make the nnnnn sound nnnnn	Down, up and over the nose.
m m		Put your lips together and make the mmmmmmm sound mmmmmmm	Down, up and over the mouse's ears.

© 2021 Wandle Learning Trust. All rights reserved.



Phase 2 grapheme information sheet		Autumn 2	
Grapheme and mnemonic	Picture card	Pronunciation phrase	Formation phrase
j j		Pucker your lips and show your teeth use your tongue as you say j j j j	Down the jellyfish and dot its head.
v v		Put your teeth against your bottom lip and make a buzzing vvvvvv	Down to the bottom of the volcano and back up to the top.
w w		Pucker your lips and keep them small as you say w w w	Down and up and down and up the waves.
x x		Mouth open, then push the e/x sound through as you close your mouth c/x c/x c/x c/x	From the top, across the box to the bottom. From the top again across the box to the bottom.
y y		Smile, tongue to the top of your mouth, say y without opening your mouth yyy	Down, around the yo-yo and curl round the string.
z z		Show me your teeth and buzz the z sound zzzzz zzzz	Across the top of the zebra's head, zig-zag down its neck and along.

© 2021 Wandle Learning Trust. All rights reserved.



## Little wandle website

Lots of help videos in the parent section of the website.