



Welcome





Reading at Ewanrigg Junior School



-Reading is a priority at our school

-We want all children to be confident readers in order to access the wider curriculum and to have a life long skill.

Stage 1- decoding


Stage 2- fluency

Stage 3- comprehending and understanding

Ultimately, we want children to love reading.




What is Little Wandle fluency?



- Little Wandle fluency is the follow on from their phonics programme.
- It works on the skills of reading with prosody (expression and intonation), accuracy, automaticity and to increase their reading speed.
- Children can exit the programme when they can do all of the above at 120 words per minute.
- This is a very important stage of reading as it allows your child to develop an understanding of what they have read.



Why is your child being taught to read using this programme?



- They have a reading speed of less than 120 words per minute.
- They read 'robotically' and very monotone.
- They need further support to recognise what to do when they see punctuation in order to develop better understanding.
- They have exited the Little Wandle phonics programme and this is the next stage.



How is it taught in school?



The provision provided for your child:

-1 session per day- without fail

-Small groups- maximum size is 14

-Targeted for their ability

-The session is broken down into a vocabulary section, reading, then working on different fluency skills leading onto comprehension.

Fluency level	Reading speed at 90% accuracy
F1	60wpm
F2	70wpm
F3	80wpm
F4	85wpm
F5	90wpm

Fluency level	Reading speed at 90% accuracy
F6	95wpm
F7	100wpm
F8	110wpm
F9	115wpm
F10	120wpm



How is it taught in school?



Let's have a look at some strategies:

- Voices- many children have told us that they don't have different voices. So we have been practising.

Say 'I can't keep my eyes open!'


In a sleepy voice

In a teenager's voice

In a scared voice



How is it taught in school?



Echo reading

The teacher reads a sentence or two and the children echo them. This means that they read after them by copying their pace, tone, expression.



How is it taught in school?



Tongue twisters

To develop clear pronunciation.



Reading at home.

We need your help. Please read regularly with your child.

This may be listening to your child read their Little Wandle fluency book or reading a book to your child.

Some children will bring home reading books, some will have an ebook assigned to them and some will have a mixture of both.

[Collins ebooks](#)

Further video on Dojo to help you log in.