

KS2 School Profile

Please select school:	Ewanrigg Junior School
-----------------------	------------------------

Please select year:	2015
---------------------	------

N.B. Please note, you will need to select a school or area and a year for comparison on "KS2 Comparison" sheet.

N.B. Please note, you will need to select a theme on "KS2 Narrowing the gap" sheet.



Print Workbook

KS2 Summary Sheet

School:

Ewanrigg Junior School

DFE Number	2126
-------------------	-------------

Cohort	37
---------------	-----------

Boys Cohort	27
--------------------	-----------

Year	2015
-------------	-------------

1 pupil equals	2.7%
-----------------------	-------------

Girls Cohort	10
---------------------	-----------

Reading Test	All	LA All	National All
Level 4+	89	91	89
Level 4B+	76	81	80
Level 5+	43	50	48
2+ Levels of progress	81	92	91
3+ Levels of progress	41	34	

Boys	LA Boys	National Boys
93	89	87
74	79	78
48	47	44
85	91	90
48	37	

Girls	LA Girls	National Girls
80	93	91
80	84	83
30	54	53
70	93	92
20	31	

Writing TA	All	LA All	National All
Level 4+	84	87	87
Level 5+	19	35	36
2+ Levels of progress	94	93	94
3+ Levels of progress	8	34	

Boys	LA Boys	National Boys
82	83	83
19	26	28
92	92	93
12	31	

Girls	LA Girls	National Girls
90	92	91
20	44	43
100	94	95
0	37	

Maths Test	All	LA All	National All
Level 4+	87	88	87
Level 4B+	78	79	77
Level 5+	30	42	41
2+ Levels of progress	83	89	90
3+ Levels of progress	17	31	

Boys	LA Boys	National Boys
89	88	87
82	80	78
30	46	45
85	90	90
19	35	

Girls	LA Girls	National Girls
80	89	87
70	78	76
30	37	37
80	89	89
10	28	

Reading, Writing & Maths	All	LA All	National All
Level 4+	81	80	80
Level 5+	11	23	24

Boys	LA Boys	National Boys
82	77	77
11	20	21

Girls	LA Girls	National Girls
80	84	83
10	26	26

SPAG Test	All	LA All	National All
Level 4+	73	80	80
Level 4B+	65	68	73
Level 5+	41	55	55

Boys	LA Boys	National Boys
70	76	76
59	63	68
33	48	50

Girls	LA Girls	National Girls
80	85	84
80	74	78
60	61	61

Attainment gap between non-disadvantaged and

Disadvantaged pupils cohort	13
-----------------------------	-----------

Disadvantaged pupils			
	All	LA All	National All
Reading Test			
Level 4+	77	84	0
Level 5+	15	32	0
Writing TA			
Level 4+	77	80	0
Level 5+	0	25	0
Maths Test			
Level 4+	69	81	0
Level 5+	23	27	0
Reading, Writing & Maths			
Level 4+	69	81	0
Level 5+	0	11	0
SPAG Test			
Level 4+	54	68	0
Level 5+	23	39	0

Attainment gap between non-SEN and SEN pupils

SEN pupils cohort	18
-------------------	-----------

SEN		
All	LA All	National All
78	69	0
33	20	0
All	LA All	National All
67	59	0
0	6	0
All	LA All	National All
72	62	0
0	13	0
All	LA All	National All
61	40	0
0	4	0
All	LA All	National All
11	42	0
0	16	0

KS2 Dashboard

School:

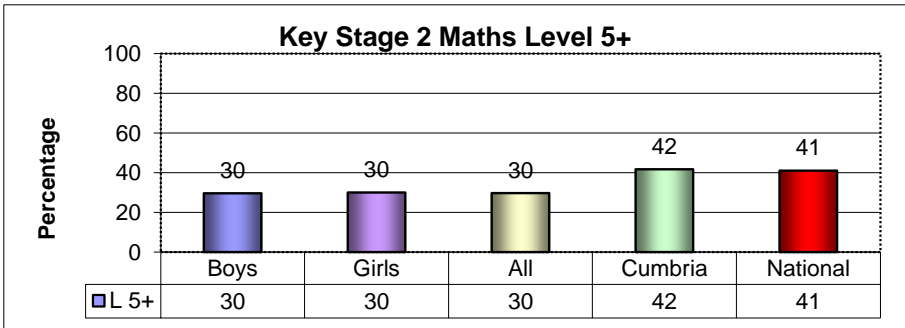
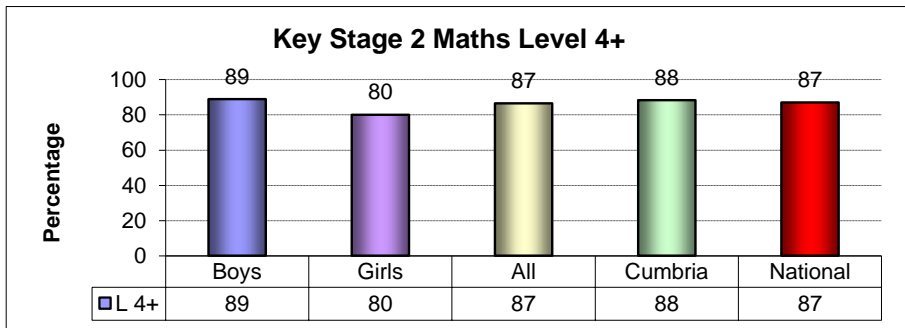
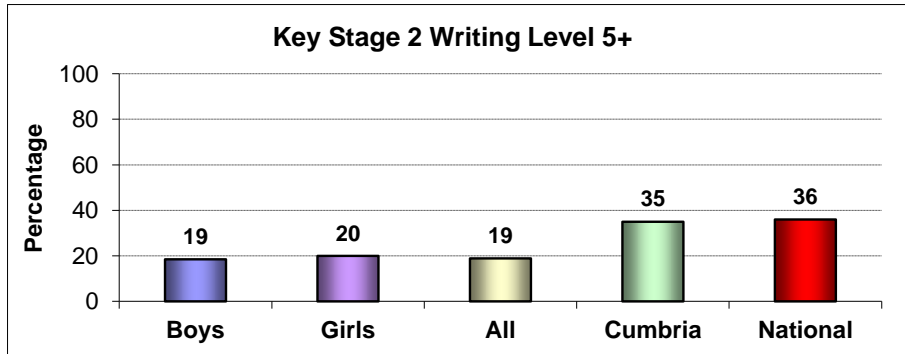
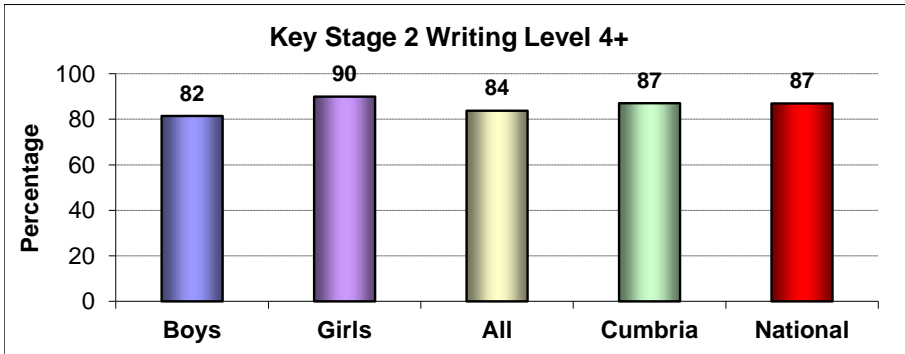
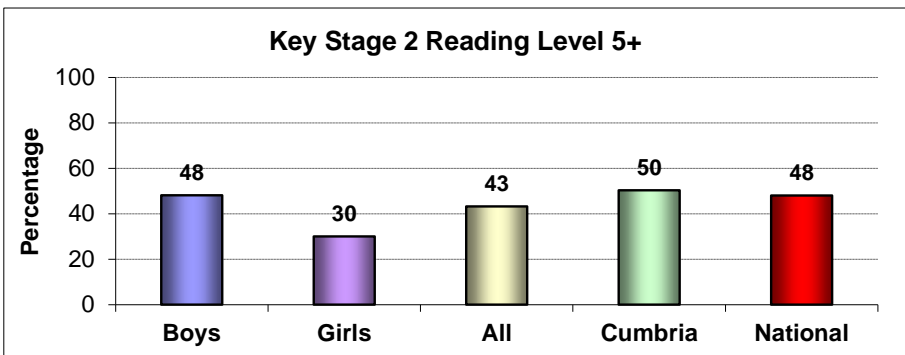
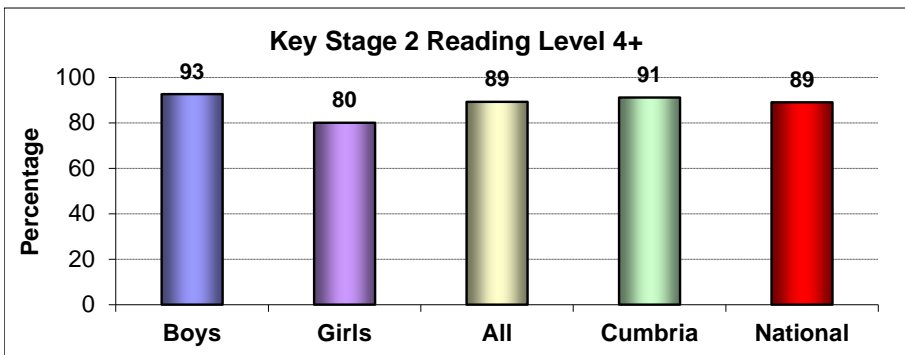
Ewanrigg Junior School

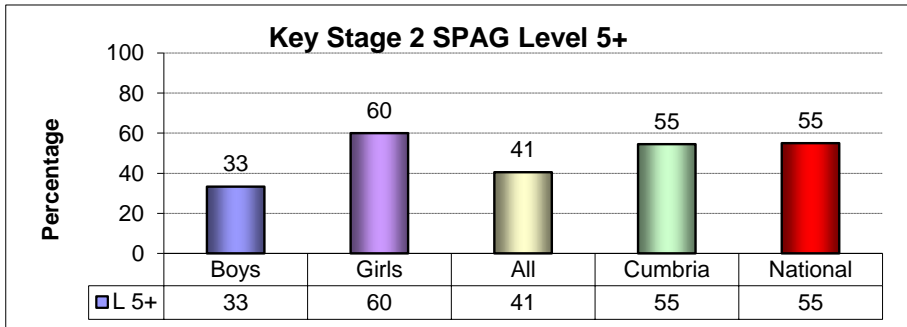
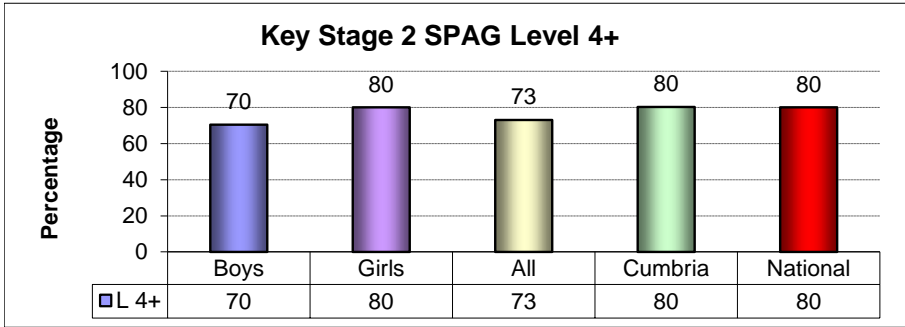

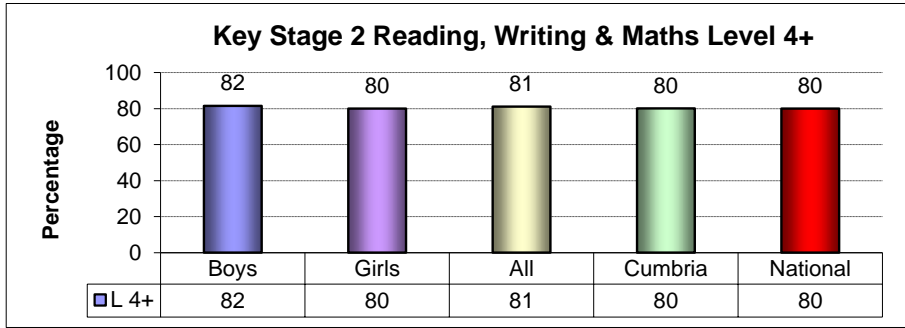
DFE Number 2126

Year 2015

Cohort 37

1 pupil equals 2.7%





For support to interpret the profile, please contact the CCC Performance & Risk Team ; tel 1228 226830 e-mail: sergey.mindar@cumbria.gov.uk Version 15-11 25/09/2015

KS2 Comparison

School 1:

Ewanrigg Junior School

DFE Number	2126	Cohort	37
------------	------	--------	----

Year	2015	1 pupil equals	2.7%
------	------	----------------	------

Reading	All	Boys	Girls
Level 4+	89	93	80
Level 5+	43	48	30

Maths	All	Boys	Girls
Level 4+	87	89	80
Level 5+	30	30	30

Writing	All	Boys	Girls
Level 4+	84	82	90
Level 5+	19	19	20

Reading, Writing & Maths	All	Boys	Girls
Level 4+	81	82	80
Level 5+	11	11	10

SPAG	All	Boys	Girls
Level 4+	73	70	80
Level 5+	41	33	60

School 2:

George Romney Junior School

DFE Number	2701	Cohort	34
------------	------	--------	----

Select Year	2015	1 pupil equals	2.9%
-------------	------	----------------	------

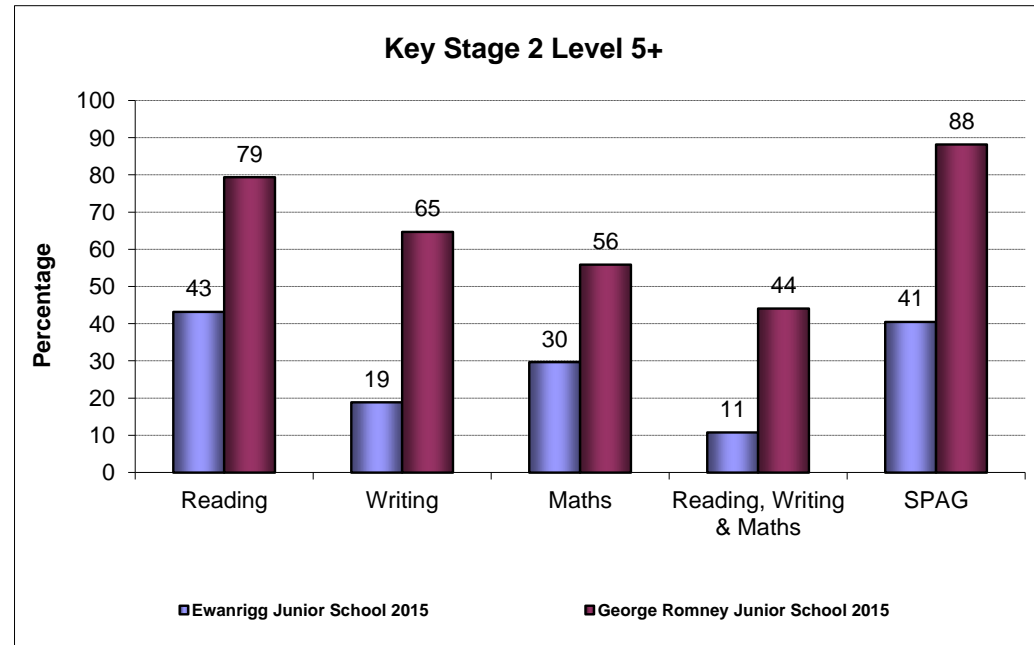
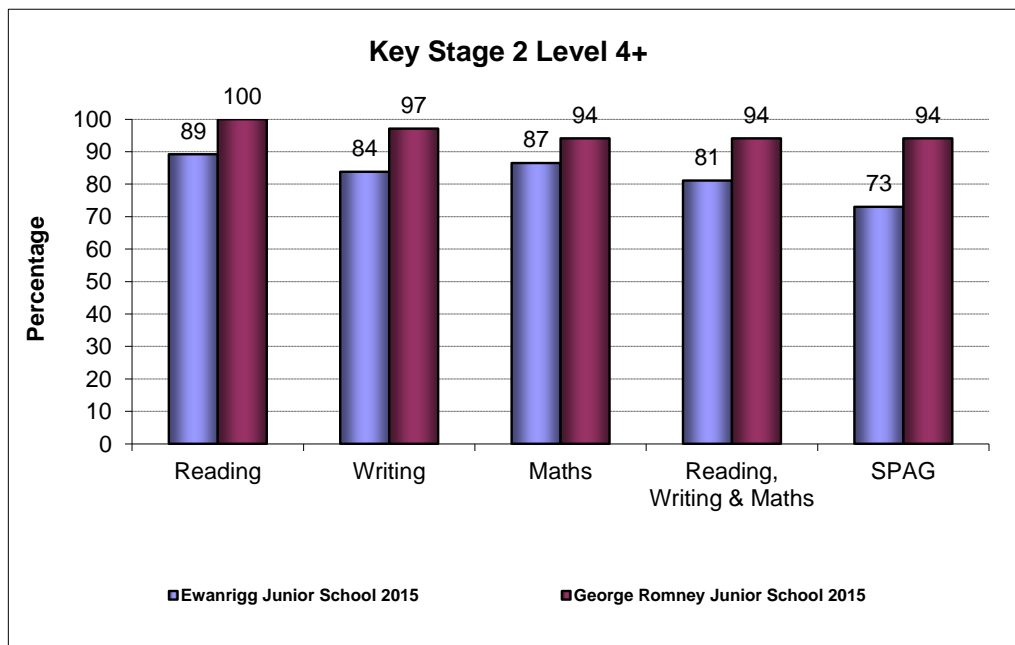
Reading	All	Boys	Girls
Level 4+	100	100	100
Level 5+	79	80	79

Maths	All	Boys	Girls
Level 4+	94	100	90
Level 5+	56	60	53

Writing	All	Boys	Girls
Level 4+	97	100	95
Level 5+	65	60	68

Reading, Writing & Maths	All	Boys	Girls
Level 4+	94	100	90
Level 5+	44	40	47

SPAG	All	Boys	Girls
Level 4+	94	93	95
Level 5+	88	80	95



KS2 Narrowing the gap

School:

Ewanrigg Junior School

DFE Number 2126

Year 2015

Cohort 37

1 pupil equals 2.7%

Narrowing the gap Special Educational Needs

SEN Cohort 18

Special Educational Needs is defined as those pupils who are School Action, School Action Plus and Statement

Good performance is demonstrated by a small percentage gap. A positive percentage indicates non FSM or non SEN are performing better than FSM or SEN children, while a negative percentage indicate that those pupils who are FSM eligible or SEN performed better.

N.B. If SD, number of children who are eligible for free school meals or have been identified as having special educational needs in the school are too small

N.B. If NA data is not available

These tables and graphs look at the percentage points between pupils who are identified as being SEN or FSM and their peers (pupils who have not been identified as having SEN or FSM)

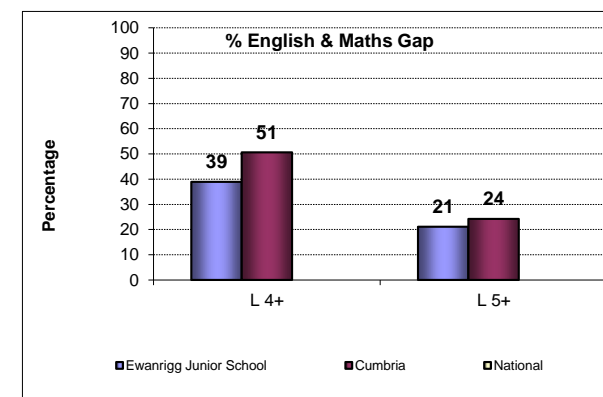
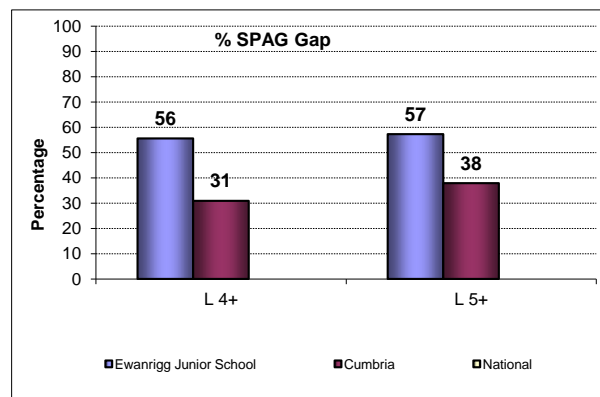
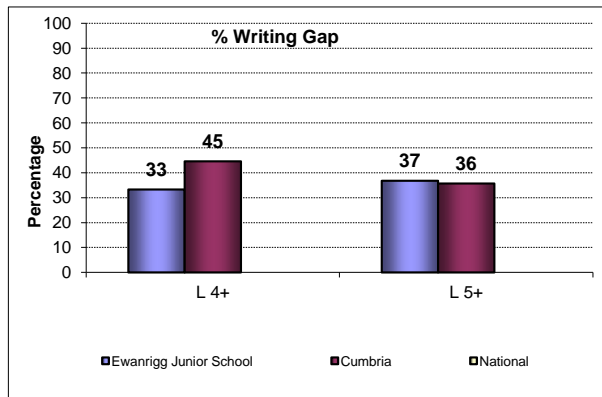
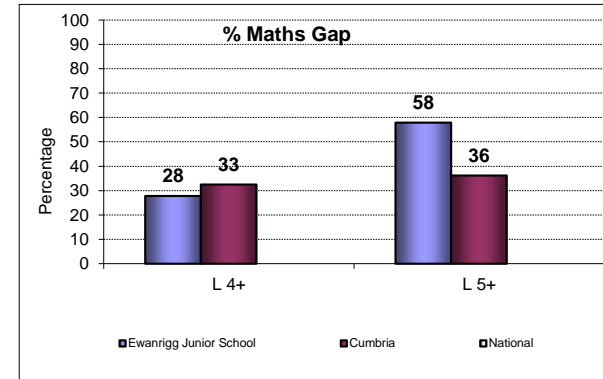
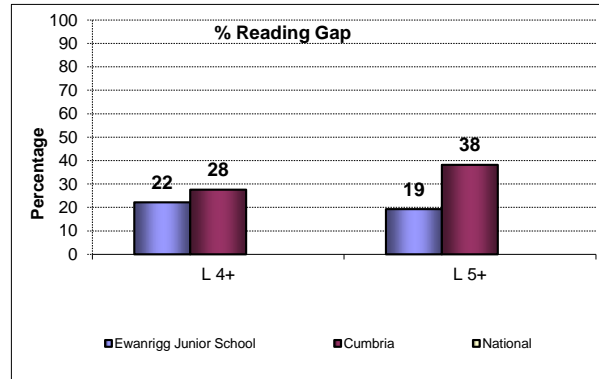
Reading	Ewanrigg Junior School	Cumbria	National
L 4+	22.2	27.6	0.0
L 5+	19.3	38.2	0.0

Writing	Ewanrigg Junior School	Cumbria	National
L 4+	33.3	44.6	0.0
L 5+	36.8	35.7	0.0

Maths	Ewanrigg Junior School	Cumbria	National
L 4+	27.8	32.5	0.0
L 5+	57.9	36.2	0.0

SPAG	Ewanrigg Junior School	Cumbria	National
L 4+	55.6	30.9	0.0
L 5+	57.3	37.9	0.0

Reading, Writing & Maths	Ewanrigg Junior School	Cumbria	National
L 4+	38.9	50.6	0.0
L 5+	21.1	24.2	0.0



KS 2 Trend over time

School: **Ewanrigg Junior School**

DFE Number	2126
------------	------

Cohort	2011	2012	2013	2014	2015
	36	44	46	34	37

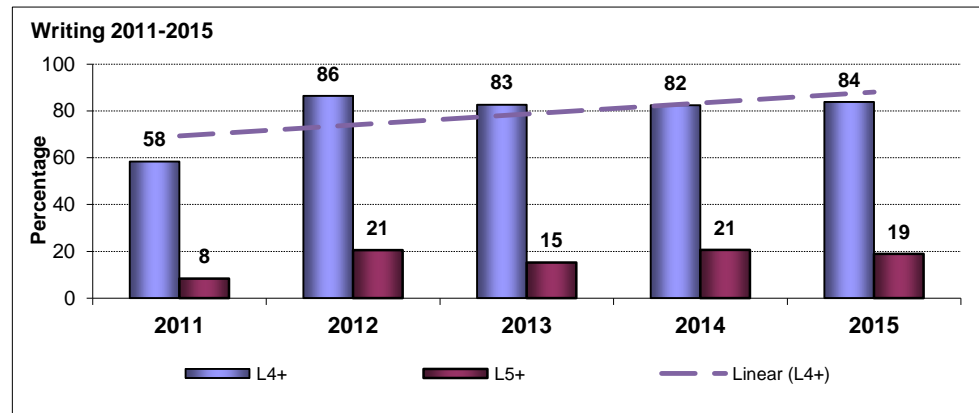
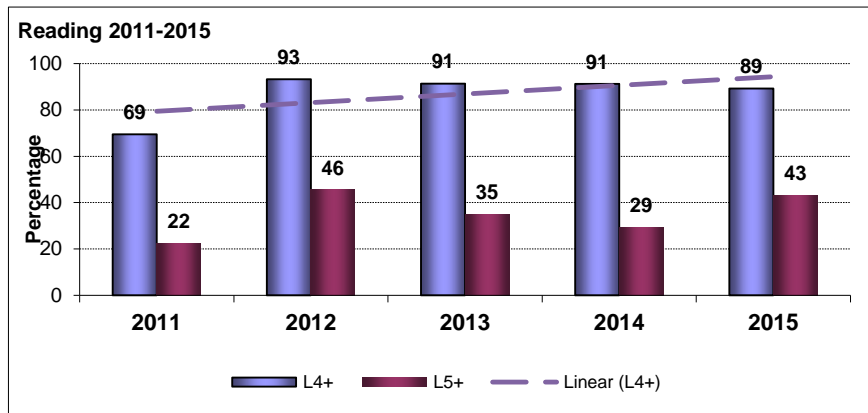
1 pupil equals	2011	2012	2013	2014	2015
	2.8%	2.3%	2.2%	2.9%	2.7%

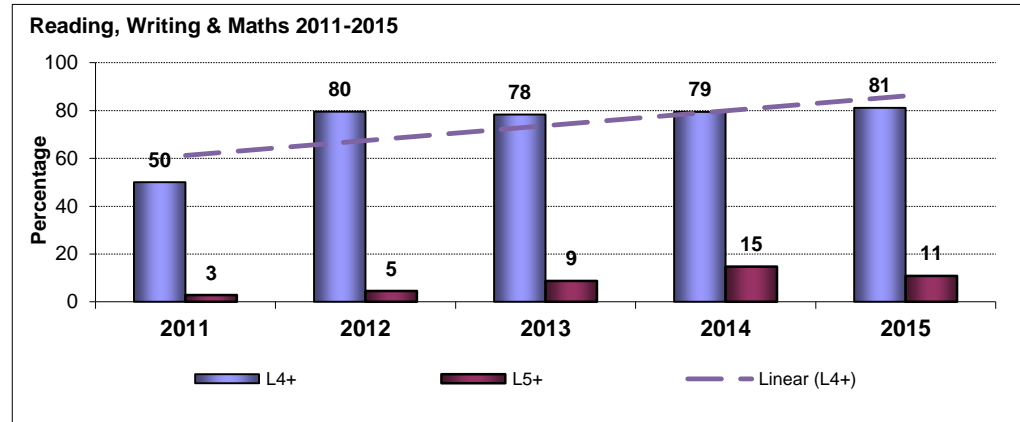
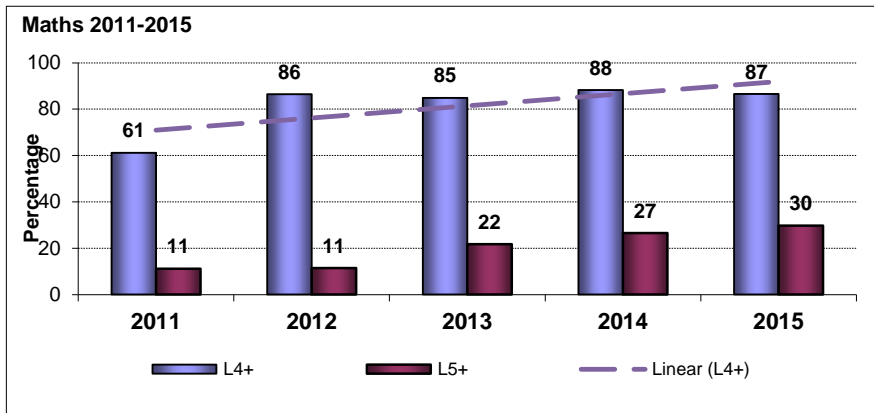
Reading	2011	2012	2013	2014	2015
L4+	69	93	91	91	89
L5+	22	46	35	29	43

Writing	2011	2012	2013	2014	2015
L4+	58	86	83	82	84
L5+	8	21	15	21	19

Maths	2011	2012	2013	2014	2015
L4+	61	86	85	88	87
L5+	11	11	22	27	30

Reading, Writing & Maths	2011	2012	2013	2014	2015
L4+	50	80	78	79	81
L5+	3	5	9	15	11





For support to interpret the profile, please contact the CCC Performance & Risk Team ; tel 1228 226830 e-mail: sergey.mindar@cumbria.gov.uk Version 15-11 25/09/2015

KS1-KS2 Progress 2011-2015

school:

Ewanrigg Junior School

Dfe number: **2126**

All Pupils

Number of pupils for each KS1/KS2 level

Percentage of pupils for each KS1/KS2 level

	KS2 levels										ALL Pupils	KS2 levels											
	N	1	2	3	4	5	6	4+	5+	2+ Levels of progress		3+ Levels of progress	N	1	2	3	4	5	6	4+	5+	2+ Levels of progress	3+ Levels of progress
W	1											1	100%										
1			1	1	2	1		3	1	4	3	5			20%	20%	40%	20%		60%	20%	80%	60%
2C			1		2			2		2		3			33%		67%			67%		67%	
2B					5	8		13	8	13	8	13					39%	62%		100%	62%	100%	62%
2A					3	4		7	4	7	4	7					43%	57%		100%	57%	100%	57%
3					4	4		8	4	4		8					50%	50%		100%	50%	50%	
4	-	-	-	-	-	-	-	-	-	-	-	0	-	-	-	-	-	-	-	-	-	-	-
								33	17	30	15	37								89%	46%	81%	41%

	KS2 levels										ALL Pupils	KS2 levels											
	N	1	2	3	4	5	6	4+	5+	2+ Levels of progress		3+ Levels of progress	N	1	2	3	4	5	6	4+	5+	2+ Levels of progress	3+ Levels of progress
W	1											1	100%										
1				4	1			1		5	1	5				80%	20%			20%		100%	20%
2C					6			6		6		6					100%			100%		100%	
2B				1	10	2		12	2	12	2	13				8%	77%	15%		92%	15%	92%	15%
2A					6			6		6		6					100%			100%		100%	
3						5		5	5	5		5						100%		100%	100%	100%	
4	-	-	-	-	-	-	-	-	-	-	-	0	-	-	-	-	-	-	-	-	-	-	-
								30	7	34	3	36								83%	19%	94%	8%

	KS2 levels										ALL Pupils	KS2 levels											
	N	1	2	3	4	5	6	4+	5+	2+ Levels of progress		3+ Levels of progress	N	1	2	3	4	5	6	4+	5+	2+ Levels of progress	3+ Levels of progress
W	1											1	100%										
1			1									1			100%								
2C			1	2	3			3		3		6			17%	33%	50%			50%		50%	
2B					11	1		12	1	12	1	12					92%	8%		100%	8%	100%	8%
2A					5	4		9	4	9	4	9					56%	44%		100%	44%	100%	44%
3					1	5	1	7	6	6	1	7					14%	71%	14%	100%	86%	86%	14%
4	-	-	-	-	-	-	-	-	-	-	-	0	-	-	-	-	-	-	-	-	-	-	-
								31	11	30	6	36								86%	31%	83%	17%

These figures are for pupils with matched data ONLY

Female pupils

Number of pupils for each KS1/KS2 level

Percentage of pupils for each KS1/KS2 level

	KS2 levels											Female pupils	KS2 levels										
	N	1	2	3	4	5	6	4+	5+	2+ Levels of progress	3+ Levels of progress		N	1	2	3	4	5	6	4+	5+	2+ Levels of progress	3+ Levels of progress
KS1 English Reading	W	-	-	-	-	-	-	-	-	-	-	-	-	-	-	-	-	-	-	-	-	-	-
	1	-	-	-	1	-	-	-	-	1	-	-	-	-	100%	-	-	-	-	-	-	100%	-
	2C	-	-	1	-	-	-	-	-	-	-	-	-	-	100%	-	-	-	-	-	-	-	-
	2B	-	-	-	-	2	1	-	3	1	3	1	-	-	-	67%	33%	-	100%	33%	100%	33%	-
	2A	-	-	-	-	1	1	-	2	1	2	1	-	-	-	50%	50%	-	100%	50%	100%	50%	-
	3	-	-	-	-	2	1	-	3	1	1	-	-	-	-	67%	33%	-	100%	33%	33%	-	-
	4	-	-	-	-	-	-	-	-	-	-	-	-	-	-	-	-	-	-	-	-	-	-
							8	3	7	2	10							80%	30%	70%	20%		

	KS2 levels											Female pupils	KS2 levels										
	N	1	2	3	4	5	6	4+	5+	2+ Levels of progress	3+ Levels of progress		N	1	2	3	4	5	6	4+	5+	2+ Levels of progress	3+ Levels of progress
KS1 English Writing	W	-	-	-	-	-	-	-	-	-	-	-	-	-	-	-	-	-	-	-	-	-	
	1	-	-	-	1	-	-	-	-	1	-	-	-	-	100%	-	-	-	-	-	-	100%	-
	2C	-	-	-	-	2	-	2	-	2	-	-	-	-	100%	-	-	-	100%	-	100%	-	-
	2B	-	-	-	-	2	-	2	-	2	-	-	-	-	100%	-	-	-	100%	-	100%	-	-
	2A	-	-	-	-	3	-	3	-	3	-	-	-	-	100%	-	-	-	100%	-	100%	-	-
	3	-	-	-	-	-	2	2	2	2	-	-	-	-	-	-	100%	-	100%	100%	100%	-	-
	4	-	-	-	-	-	-	-	-	-	-	-	-	-	-	-	-	-	-	-	-	-	-
							9	2	10	0	10							90%	20%	100%			

	KS2 levels											Female pupils	KS2 levels										
	N	1	2	3	4	5	6	4+	5+	2+ Levels of progress	3+ Levels of progress		N	1	2	3	4	5	6	4+	5+	2+ Levels of progress	3+ Levels of progress
KS1 Mathematics	W	-	-	-	-	-	-	-	-	-	-	-	-	-	-	-	-	-	-	-	-	-	
	1	-	-	-	-	-	-	-	-	-	-	-	-	-	-	-	-	-	-	-	-	-	
	2C	-	-	-	2	-	-	-	-	-	-	-	-	-	100%	-	-	-	-	-	-	-	-
	2B	-	-	-	-	1	-	1	-	1	-	-	-	-	100%	-	-	-	100%	-	100%	-	-
	2A	-	-	-	-	4	1	5	1	5	1	-	-	-	80%	20%	-	100%	20%	100%	20%	-	-
	3	-	-	-	-	-	2	2	2	2	-	-	-	-	-	-	100%	-	100%	100%	100%	-	-
	4	-	-	-	-	-	-	-	-	-	-	-	-	-	-	-	-	-	-	-	-	-	-
							8	3	8	1	10							80%	30%	80%	10%		

These figures are for pupils with matched data ONLY